



TECHNICAL DATA

Assembly	-
Application	motorways and expressway, urban roads, residential roads (internal), pedestrians, parkings
Colour	inox / black
Ingress protection	IP 66 for the optical part and the driver
Optical system	PMMA optics, interchangeable LED module, PC-UV diffuser
Material	anodised aluminium alloy
Unit volume	0,024 m ³ (CUDDLE II LED REG D4i 48 - 72 W) 0,033 m ³ (CUDDLE II LED REG D4i 96 - 144 W)
Operating temperature range	from -40°C to +40°C
Expected useful lifetime	L90B10 - 100 000 h
CRI	>70
Inrush current	49 A / 290 μs (CUDDLE II LED REG D4i 48 - 72) 24 A / 60 μs (CUDDLE II LED REG D4i 96 - 144) 85 A / 215 μs (CUDDLE II LED REG D4i 192)
Input voltage frequency	50/60Hz
Power factor	≥0.95
Number of LED	24 - (48 W, 60 W, 72 W); 64 - (96 W, 120 W, 144 W, 192 W)
Control system	Luminaire can be connected to an external control system and / or sensors via socket compatible with Zhaga Book 18

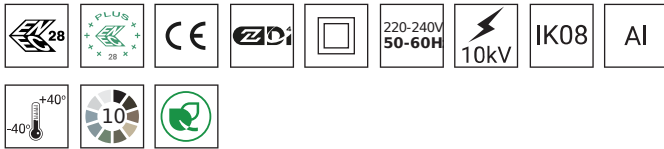


TABLE OF VARIANTS

Code	Symbol	LED power	Luminaire power consumption	LED forward current	Colour temperature (CCT)	LEDs luminous flux ¹	Luminaire luminous flux ¹	Luminous efficacy ¹	D4i socket	Net weight
2225133/1/...	CUDDLE II LED REG D4i 48	48 W	55 W	700 mA	2700 K	8150 lm	6950 lm	126 lm/W	1 ↑	6.7 kg
2225133/3/...	CUDDLE II LED REG D4i 48	48 W	55 W	700 mA	3500 K	8650 lm	7350 lm	134 lm/W	1 ↑	6.7 kg
2225133/4/...	CUDDLE II LED REG D4i 48	48 W	55 W	700 mA	4000 K	9150 lm	7800 lm	142 lm/W	1 ↑	6.7 kg
2225133/6/...	CUDDLE II LED REG D4i 48	48 W	55 W	700 mA	5000 K	9150 lm	7800 lm	142 lm/W	1 ↑	6.7 kg
2225134/1/...	CUDDLE II LED REG D4i 60	60 W	67 W	830 mA	2700 K	9300 lm	7950 lm	119 lm/W	1 ↑	6.7 kg
2225134/3/...	CUDDLE II LED REG D4i 60	60 W	67 W	830 mA	3500 K	9850 lm	8400 lm	125 lm/W	1 ↑	6.7 kg
2225134/4/...	CUDDLE II LED REG D4i 60	60 W	67 W	830 mA	4000 K	10450 lm	8900 lm	133 lm/W	1 ↑	6.7 kg
2225134/6/...	CUDDLE II LED REG D4i 60	60 W	67 W	830 mA	5000 K	10450 lm	8900 lm	133 lm/W	1 ↑	6.7 kg
2225135/1/...	CUDDLE II LED REG D4i 72	72 W	79 W	1000 mA	2700 K	10700 lm	9100 lm	115 lm/W	1 ↑	6.7 kg
2225135/3/...	CUDDLE II LED REG D4i 72	72 W	79 W	1000 mA	3500 K	11350 lm	9700 lm	123 lm/W	1 ↑	6.7 kg
2225135/4/...	CUDDLE II LED REG D4i 72	72 W	79 W	1000 mA	4000 K	12100 lm	10300 lm	130 lm/W	1 ↑	6.7 kg
2225135/6/...	CUDDLE II LED REG D4i 72	72 W	79 W	1000 mA	5000 K	12100 lm	10300 lm	130 lm/W	1 ↑	6.7 kg
2225137/1/...	CUDDLE II LED REG D4i 96	96 W	105 W	500 mA	2700 K	16000 lm	13650 lm	130 lm/W	1 ↑	9 kg
2225137/3/...	CUDDLE II LED REG D4i 96	96 W	105 W	500 mA	3500 K	16950 lm	14450 lm	138 lm/W	1 ↑	9 kg
2225137/4/...	CUDDLE II LED REG D4i 96	96 W	105 W	500 mA	4000 K	18000 lm	15350 lm	146 lm/W	1 ↑	9 kg
2225137/6/...	CUDDLE II LED REG D4i 96	96 W	105 W	500 mA	5000 K	18000 lm	15350 lm	146 lm/W	1 ↑	9 kg
2225139/1/...	CUDDLE II LED REG D4i 120	120 W	129 W	625 mA	2700 K	19250 lm	16400 lm	127 lm/W	1 ↑	9 kg
2225139/3/...	CUDDLE II LED REG D4i 120	120 W	129 W	625 mA	3500 K	20500 lm	17450 lm	135 lm/W	1 ↑	9 kg
2225139/4/...	CUDDLE II LED REG D4i 120	120 W	129 W	625 mA	4000 K	21700 lm	18500 lm	143 lm/W	1 ↑	9 kg
2225139/6/...	CUDDLE II LED REG D4i 120	120 W	129 W	625 mA	5000 K	21700 lm	18500 lm	143 lm/W	1 ↑	9 kg
2225141/1/...	CUDDLE II LED REG D4i 144	144 W	154 W	750 mA	2700 K	22350 lm	19050 lm	124 lm/W	1 ↑	9 kg
2225141/3/...	CUDDLE II LED REG D4i 144	144 W	154 W	750 mA	3500 K	23750 lm	20250 lm	131 lm/W	1 ↑	9 kg
2225141/4/...	CUDDLE II LED REG D4i 144	144 W	154 W	750 mA	4000 K	25150 lm	21450 lm	139 lm/W	1 ↑	9 kg
2225141/6/...	CUDDLE II LED REG D4i 144	144 W	154 W	750 mA	5000 K	25150 lm	21450 lm	139 lm/W	1 ↑	9 kg
2225146/1/...	CUDDLE II LED REG D4i 192	192 W	205 W	1000 mA	2700 K	27850 lm	23750 lm	116 lm/W	1 ↑	9 kg
2225146/3/...	CUDDLE II LED REG D4i 192	192 W	205 W	1000 mA	3500 K	29600 lm	25250 lm	123 lm/W	1 ↑	9 kg
2225146/4/...	CUDDLE II LED REG D4i 192	192 W	205 W	1000 mA	4000 K	31350 lm	26700 lm	130 lm/W	1 ↑	9 kg
2225146/6/...	CUDDLE II LED REG D4i 192	192 W	205 W	1000 mA	5000 K	31350 lm	26700 lm	130 lm/W	1 ↑	9 kg

CUDDLE II LED REG D4I



2225333/1/... ²	CUDDLE II LED REG D4i D 48	48 W	55 W	700 mA	2700 K	8150 lm	6950 lm	126 lm/W	1 ↓	6.7 kg
2225333/3/... ²	CUDDLE II LED REG D4i D 48	48 W	55 W	700 mA	3500 K	8650 lm	7350 lm	134 lm/W	1 ↓	6.7 kg
2225333/4/... ²	CUDDLE II LED REG D4i D 48	48 W	55 W	700 mA	4000 K	9150 lm	7800 lm	142 lm/W	1 ↓	6.7 kg
2225333/6/... ²	CUDDLE II LED REG D4i D 48	48 W	55 W	700 mA	5000 K	9150 lm	7800 lm	142 lm/W	1 ↓	6.7 kg
2225334/1/... ²	CUDDLE II LED REG D4i D 60	60 W	67 W	830 mA	2700 K	9300 lm	7950 lm	119 lm/W	1 ↓	6.7 kg
2225334/3/... ²	CUDDLE II LED REG D4i D 60	60 W	67 W	830 mA	3500 K	9850 lm	8400 lm	125 lm/W	1 ↓	6.7 kg
2225334/4/... ²	CUDDLE II LED REG D4i D 60	60 W	67 W	830 mA	4000 K	10450 lm	8900 lm	133 lm/W	1 ↓	6.7 kg
2225334/6/... ²	CUDDLE II LED REG D4i D 60	60 W	67 W	830 mA	5000 K	10450 lm	8900 lm	133 lm/W	1 ↓	6.7 kg
2225335/1/... ²	CUDDLE II LED REG D4i D 72	72 W	79 W	1000 mA	2700 K	10700 lm	9100 lm	115 lm/W	1 ↓	6.7 kg
2225335/3/... ²	CUDDLE II LED REG D4i D 72	72 W	79 W	1000 mA	3500 K	11350 lm	9700 lm	123 lm/W	1 ↓	6.7 kg
2225335/4/... ²	CUDDLE II LED REG D4i D 72	72 W	79 W	1000 mA	4000 K	12100 lm	10300 lm	130 lm/W	1 ↓	6.7 kg
2225335/6/... ²	CUDDLE II LED REG D4i D 72	72 W	79 W	1000 mA	5000 K	12100 lm	10300 lm	130 lm/W	1 ↓	6.7 kg
2225337/1/... ²	CUDDLE II LED REG D4i D 96	96 W	105 W	500 mA	2700 K	16000 lm	13650 lm	130 lm/W	1 ↓	9 kg
2225337/3/... ²	CUDDLE II LED REG D4i D 96	96 W	105 W	500 mA	3500 K	16950 lm	14450 lm	138 lm/W	1 ↓	9 kg
2225337/4/... ²	CUDDLE II LED REG D4i D 96	96 W	105 W	500 mA	4000 K	18000 lm	15350 lm	146 lm/W	1 ↓	9 kg
2225337/6/... ²	CUDDLE II LED REG D4i D 96	96 W	105 W	500 mA	5000 K	18000 lm	15350 lm	146 lm/W	1 ↓	9 kg
2225339/1/... ²	CUDDLE II LED REG D4i D 120	120 W	129 W	625 mA	2700 K	19250 lm	16400 lm	127 lm/W	1 ↓	9 kg
2225339/3/... ²	CUDDLE II LED REG D4i D 120	120 W	129 W	625 mA	3500 K	20500 lm	17450 lm	135 lm/W	1 ↓	9 kg
2225339/4/... ²	CUDDLE II LED REG D4i D 120	120 W	129 W	625 mA	4000 K	21700 lm	18500 lm	143 lm/W	1 ↓	9 kg
2225339/6/... ²	CUDDLE II LED REG D4i D 120	120 W	129 W	625 mA	5000 K	21700 lm	18500 lm	143 lm/W	1 ↓	9 kg
2225341/1/... ²	CUDDLE II LED REG D4i D 144	144 W	154 W	750 mA	2700 K	22350 lm	19050 lm	124 lm/W	1 ↓	9 kg
2225341/3/... ²	CUDDLE II LED REG D4i D 144	144 W	154 W	750 mA	3500 K	23750 lm	20250 lm	131 lm/W	1 ↓	9 kg
2225341/4/... ²	CUDDLE II LED REG D4i D 144	144 W	154 W	750 mA	4000 K	25150 lm	21450 lm	139 lm/W	1 ↓	9 kg
2225341/6/... ²	CUDDLE II LED REG D4i D 144	144 W	154 W	750 mA	5000 K	25150 lm	21450 lm	139 lm/W	1 ↓	9 kg
2225346/1/... ²	CUDDLE II LED REG D4i D 192	192 W	205 W	1000 mA	2700 K	27850 lm	23750 lm	116 lm/W	1 ↓	9 kg
2225346/3/... ²	CUDDLE II LED REG D4i D 192	192 W	205 W	1000 mA	3500 K	29600 lm	25250 lm	123 lm/W	1 ↓	9 kg
2225346/4/... ²	CUDDLE II LED REG D4i D 192	192 W	205 W	1000 mA	4000 K	31350 lm	26700 lm	130 lm/W	1 ↓	9 kg
2225346/6/... ²	CUDDLE II LED REG D4i D 192	192 W	205 W	1000 mA	5000 K	31350 lm	26700 lm	130 lm/W	1 ↓	9 kg
2225533/1/... ²	CUDDLE II LED REG D4i x2 48	48 W	55 W	700 mA	2700 K	8150 lm	6950 lm	126 lm/W	1 ↑ / 1 ↓	6.7 kg
2225533/3/... ²	CUDDLE II LED REG D4i x2 48	48 W	55 W	700 mA	3500 K	8650 lm	7350 lm	134 lm/W	1 ↑ / 1 ↓	6.7 kg
2225533/4/... ²	CUDDLE II LED REG D4i x2 48	48 W	55 W	700 mA	4000 K	9150 lm	7800 lm	142 lm/W	1 ↑ / 1 ↓	6.7 kg
2225533/6/... ²	CUDDLE II LED REG D4i x2 48	48 W	55 W	700 mA	5000 K	9150 lm	7800 lm	142 lm/W	1 ↑ / 1 ↓	6.7 kg
2225534/1/... ²	CUDDLE II LED REG D4i x2 60	60 W	67 W	830 mA	2700 K	9300 lm	7950 lm	119 lm/W	1 ↑ / 1 ↓	6.7 kg
2225534/3/... ²	CUDDLE II LED REG D4i x2 60	60 W	67 W	830 mA	3500 K	9850 lm	8400 lm	125 lm/W	1 ↑ / 1 ↓	6.7 kg
2225534/4/... ²	CUDDLE II LED REG D4i x2 60	60 W	67 W	830 mA	4000 K	10450 lm	8900 lm	133 lm/W	1 ↑ / 1 ↓	6.7 kg
2225534/6/... ²	CUDDLE II LED REG D4i x2 60	60 W	67 W	830 mA	5000 K	10450 lm	8900 lm	133 lm/W	1 ↑ / 1 ↓	6.7 kg
2225535/1/... ²	CUDDLE II LED REG D4i x2 72	72 W	79 W	1000 mA	2700 K	10700 lm	9100 lm	115 lm/W	1 ↑ / 1 ↓	6.7 kg
2225535/3/... ²	CUDDLE II LED REG D4i x2 72	72 W	79 W	1000 mA	3500 K	11350 lm	9700 lm	123 lm/W	1 ↑ / 1 ↓	6.7 kg
2225535/4/... ²	CUDDLE II LED REG D4i x2 72	72 W	79 W	1000 mA	4000 K	12100 lm	10300 lm	130 lm/W	1 ↑ / 1 ↓	6.7 kg
2225535/6/... ²	CUDDLE II LED REG D4i x2 72	72 W	79 W	1000 mA	5000 K	12100 lm	10300 lm	130 lm/W	1 ↑ / 1 ↓	6.7 kg
2225537/1/... ²	CUDDLE II LED REG D4i x2 96	96 W	105 W	500 mA	2700 K	16000 lm	13650 lm	130 lm/W	1 ↑ / 1 ↓	9 kg
2225537/3/... ²	CUDDLE II LED REG D4i x2 96	96 W	105 W	500 mA	3500 K	16950 lm	14450 lm	138 lm/W	1 ↑ / 1 ↓	9 kg
2225537/4/... ²	CUDDLE II LED REG D4i x2 96	96 W	105 W	500 mA	4000 K	18000 lm	15350 lm	146 lm/W	1 ↑ / 1 ↓	9 kg
2225537/6/... ²	CUDDLE II LED REG D4i x2 96	96 W	105 W	500 mA	5000 K	18000 lm	15350 lm	146 lm/W	1 ↑ / 1 ↓	9 kg
2225539/1/... ²	CUDDLE II LED REG D4i x2 120	120 W	129 W	625 mA	2700 K	19250 lm	16400 lm	127 lm/W	1 ↑ / 1 ↓	9 kg
2225539/3/... ²	CUDDLE II LED REG D4i x2 120	120 W	129 W	625 mA	3500 K	20500 lm	17450 lm	135 lm/W	1 ↑ / 1 ↓	9 kg
2225539/4/... ²	CUDDLE II LED REG D4i x2 120	120 W	129 W	625 mA	4000 K	21700 lm	18500 lm	143 lm/W	1 ↑ / 1 ↓	9 kg
2225539/6/... ²	CUDDLE II LED REG D4i x2 120	120 W	129 W	625 mA	5000 K	21700 lm	18500 lm	143 lm/W	1 ↑ / 1 ↓	9 kg
2225541/1/... ²	CUDDLE II LED REG D4i x2 144	144 W	154 W	750 mA	2700 K	22350 lm	19050 lm	124 lm/W	1 ↑ / 1 ↓	9 kg
2225541/3/... ²	CUDDLE II LED REG D4i x2 144	144 W	154 W	750 mA	3500 K	23750 lm	20250 lm	131 lm/W	1 ↑ / 1 ↓	9 kg
2225541/4/... ²	CUDDLE II LED REG D4i x2 144	144 W	154 W	750 mA	4000 K	25150 lm	21450 lm	139 lm/W	1 ↑ / 1 ↓	9 kg
2225541/6/... ²	CUDDLE II LED REG D4i x2 144	144 W	154 W	750 mA	5000 K	25150 lm	21450 lm	139 lm/W	1 ↑ / 1 ↓	9 kg
2225546/1/... ²	CUDDLE II LED REG D4i x2 192	192 W	205 W	1000 mA	2700 K	27850 lm	23750 lm	116 lm/W	1 ↑ / 1 ↓	9 kg
2225546/3/... ²	CUDDLE II LED REG D4i x2 192	192 W	205 W	1000 mA	3500 K	29600 lm	25250 lm	123 lm/W	1 ↑ / 1 ↓	9 kg
2225546/4/... ²	CUDDLE II LED REG D4i x2 192	192 W	205 W	1000 mA	4000 K	31350 lm	26700 lm	130 lm/W	1 ↑ / 1 ↓	9 kg
2225546/6/... ²	CUDDLE II LED REG D4i x2 192	192 W	205 W	1000 mA	5000 K	31350 lm	26700 lm	130 lm/W	1 ↑ / 1 ↓	9 kg

1) tolerance +/- 5% due to LEDs accuracy

2) symbol of chosen optical system eg. 2225133/6/T2 is CUDDLE II LED REG D4i 48 5000K with T2 optical system

↑ - D4i socket from top, ↓ - D4i socket from bottom, ↓ ↑ - D4i socket from top and bottom

/A... – ALPHA version of the luminaire, e.g. 2225133/A/1/T2 is the CUDDLE II LED ALFA REG D4i 48 2700K luminaire with T2 optical system

*For the CUDDLE II LED REG D4i luminaire with P2 and PL optics it is possible to choose an additional light colour temperature: 5700K. The product code is then supplemented with the designation '/7'. Example: 2225133/7/P2 -CUDDLE II LED REG D4i 48W 5700K luminaire with P2 optics

DIRECTIVES AND STANDARDS

DIRECTIVES: 2014/35/UE (Official Journal of the UE L 96/357 29.03.2014), 2014/30/UE (Official Journal of the UE L 96/79 29.03.2014), 2011/65/UE RoHS (Official Journal of the UE L 174/88 01.07.2011), 2009/125/EC(Official Journal of the UE L 285/10 31.10.2009)

STANDARDS: PN-EN IEC 60598-1: 2021-7, PN-EN 60598-2-3: 2006, PN-EN 60529: 2003, PN-EN 62262: 2003, PN-EN 62471:2010, PN-EN 55015: 2019, PN-EN 61547: 2009, PN-EN 61000-3-2: 2019, PN-EN 61000-3-3: 2014, PN-EN 62722-2-1 (tq=40°C)

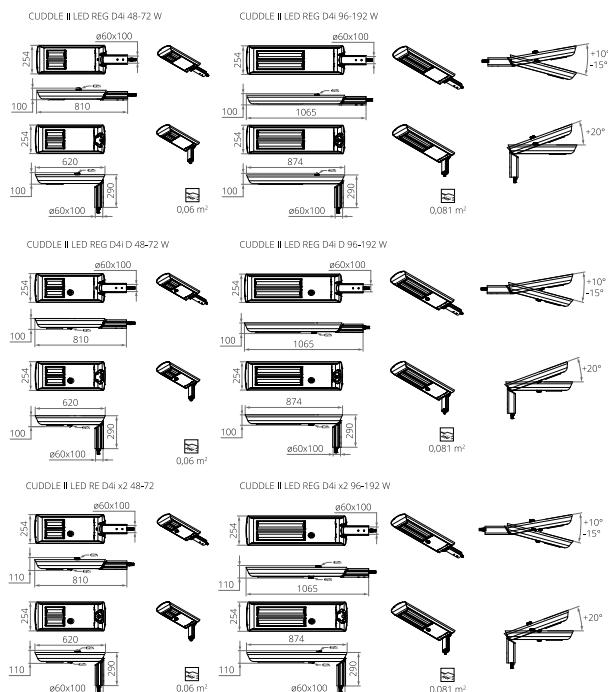
Lighting parameters presented based on laboratory tests according to IESNA LM-79-19

REMOVING ELECTROSTATIC CHARGE FROM LED LUMINAIRE BODY

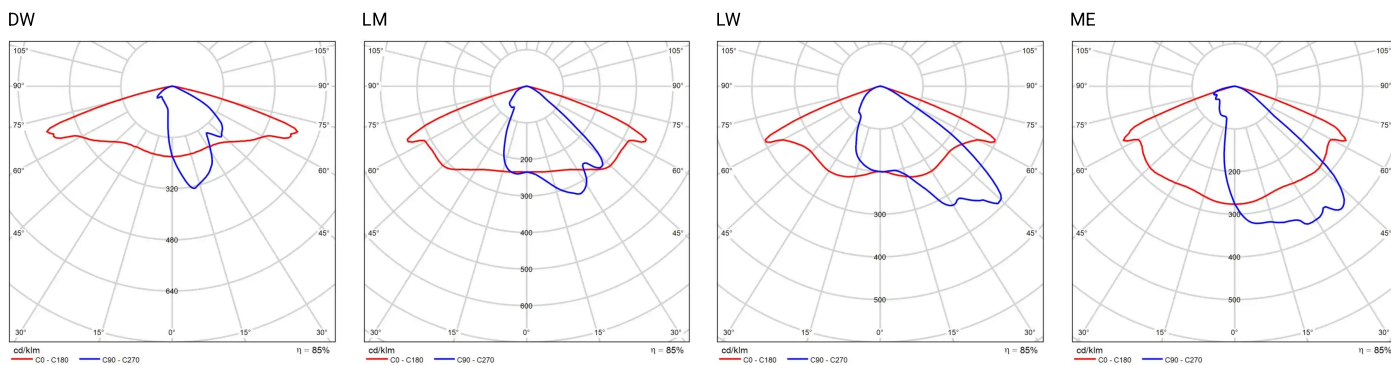
In order to efficient discharge the electrostatic charge from the housing of LED fitting installed on the pole from dielectric material (non-conductive) one of the following solutions is required:

- functional grounding
- LED luminaire with an additional protection device

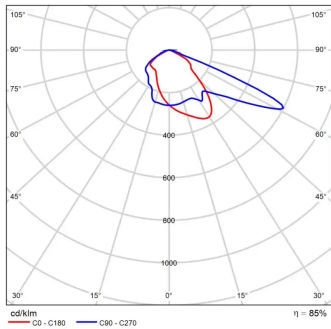
TECHNICAL DRAWING



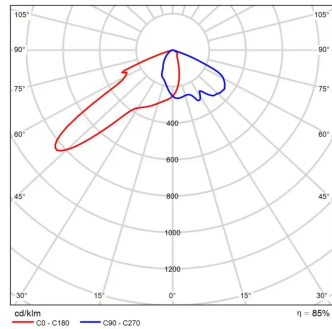
PHOTOMETRIC CURVES



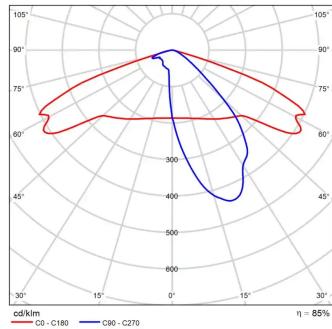
P2



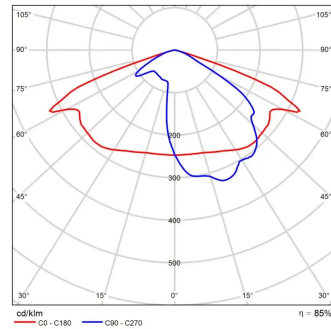
PL



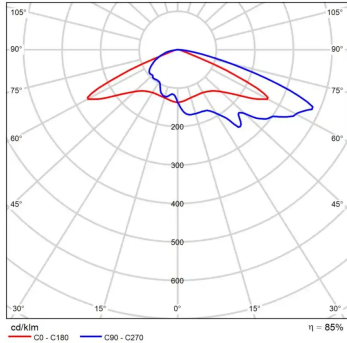
T2



T3



T4



POWER SYSTEM FUNCTIONS

Luminaire in standard has following functions of intelligent power supply:

- Possibility of programming multistage dimming of luminaire, up to 5 intervals in the range of from 10 to 100% of nominal power,
- LED module equipped with thermal protection implemented via an NTC thermistor,
- Regulation of power / luminous flux – the option of setting another value than the catalogue in the range of 30-100% of nominal one,

ACCECTABLE QUANTITY OF LUMINAIRES ON ONE CIRCUIT

Overcurrent switches MCB type B or C

Luminaire	Typ	2A	4A	6A	10A	16A	20A	25A
CUDDLE II LED D4i 48, 60, 72W	B	4	9	13	23	37	46	58
	C	4	9	13	23	37	46	58
CUDDLE II LED D4i 96, 120, 144W	B	1	3	5	8	14	17	21
	C	1	4	7	11	19	23	29
CUDDLE II LED D4i 192W	B	0	1	2	3	5	6	7
	C	0	2	3	5	8	10	13

Fuse – type gG and GL

Luminaire	2A	4A	6A	10A	16A	20A	25A
CUDDLE II LED REG D4i 48W	4	9	13	23	37	46	58
CUDDLE II LED REG D4i 60W	4	9	13	23	37	46	58
CUDDLE II LED REG D4i 72W	4	9	13	23	37	46	58
CUDDLE II LED REG D4i 96W	2	4	7	11	19	23	29
CUDDLE II LED REG D4i 120W	2	4	7	11	19	23	29
CUDDLE II LED REG D4i 144W	2	4	7	11	19	23	29
CUDDLE II LED REG D4i 192W	0	2	4	6	12	17	22

CHROMATICITY

Chromaticity	x	y
2700K	0,4582	0,4099
3500K	0,4080	0,3916
4000K	0,3825	0,3798
5000K	0,3451	0,3554

PHOTOMETRIC CODE

2700K	727/559
3500K	735/559
4000K	740/559
5000K	750/559