

TECHNICAL DATA

Application	motorways and expressway, urban roads
Finish	elastomer protection for colours: CI63, CI65, CI75, CI78 - the thickness of the protective coating ranges from 0.8 mm to 1.2 mm
Colour	graphite / inox
Ingress protection	IP 66 for the optical part and the driver
Material	anodised aluminium alloy
Unit volume	3,2 m ³ (GULLWING LED 1x72) 3,52 m ³ (GULLWING LED 2x72)
Operating temperature range	from -40°C to +55°C
Expected useful lifetime	L90B10 - 100 000 h
CRI	>70
Inrush current	46 A / 250 µs (GULLWING LED 1x72) 53 A / 300 µs (GULLWING LED 2x72)
Input voltage frequency	50/60Hz
Power factor	≥0.95
Number of LED	24 / 2x24
Control system	LED lighting set has the possibility to connect to an external control system via DALI interface (optionally via analog signal 1-10V).



TABLE OF VARIANTS

Code	Symbol	Height of the column [H]	LED power	Luminaire power consumption	LED forward current	Colour temperature (CCT)	LEDs luminous flux ¹	Luminaire luminous flux ¹	Luminous efficacy ¹	Concrete footing / reinforcement basket type	Net weight
218535/1/... ²	GULLWING-6 LED 1x72	6 m	72 W	79 W	1000 mA	2700 K	10700 lm	9750 lm	123 lm/W	B-70 / Z-70	43.6 kg
218535/3/... ²	GULLWING-6 LED 1x72	6 m	72 W	79 W	1000 mA	3500 K	11350 lm	10300 lm	130 lm/W	B-70 / Z-70	43.6 kg
218535/4/... ²	GULLWING-6 LED 1x72	6 m	72 W	79 W	1000 mA	4000 K	12100 lm	11000 lm	139 lm/W	B-70 / Z-70	43.6 kg
218535/6/... ²	GULLWING-6 LED 1x72	6 m	72 W	79 W	1000 mA	5000 K	12100 lm	11000 lm	139 lm/W	B-70 / Z-70	43.6 kg
218435/1/... ²	GULLWING-6 LED 2x72	6 m	72 W x 2	79 W x 2	1000 mA	2700 K	10700 lm	9750 lm	123 lm/W	B-70 / Z-70	46.6 kg
218435/3/... ²	GULLWING-6 LED 2x72	6 m	72 W x 2	79 W x 2	1000 mA	3500 K	11350 lm	10300 lm	130 lm/W	B-70 / Z-70	46.6 kg
218435/4/... ²	GULLWING-6 LED 2x72	6 m	72 W x 2	79 W x 2	1000 mA	4000 K	12100 lm	11000 lm	139 lm/W	B-70 / Z-70	46.6 kg
218435/6/... ²	GULLWING-6 LED 2x72	6 m	72 W x 2	79 W x 2	1000 mA	5000 K	12100 lm	11000 lm	139 lm/W	B-70 / Z-70	46.6 kg
218335/1/... ²	GULLWING-7 LED 1x72	7 m	72 W	79 W	1000 mA	2700 K	10700 lm	9750 lm	123 lm/W	B-70 / Z-70	48.8 kg
218335/3/... ²	GULLWING-7 LED 1x72	7 m	72 W	79 W	1000 mA	3500 K	11350 lm	10300 lm	130 lm/W	B-70 / Z-70	48.8 kg
218335/4/... ²	GULLWING-7 LED 1x72	7 m	72 W	79 W	1000 mA	4000 K	12100 lm	11000 lm	139 lm/W	B-70 / Z-70	48.8 kg
218335/6/... ²	GULLWING-7 LED 1x72	7 m	72 W	79 W	1000 mA	5000 K	12100 lm	11000 lm	139 lm/W	B-70 / Z-70	48.8 kg
218235/1/... ²	GULLWING-7 LED 2x72	7 m	72 W x 2	79 W x 2	1000 mA	2700 K	10700 lm	9750 lm	123 lm/W	B-70 / Z-70	51.8 kg
218235/3/... ²	GULLWING-7 LED 2x72	7 m	72 W x 2	79 W x 2	1000 mA	3500 K	11350 lm	10300 lm	130 lm/W	B-70 / Z-70	51.8 kg
218235/4/... ²	GULLWING-7 LED 2x72	7 m	72 W x 2	79 W x 2	1000 mA	4000 K	12100 lm	11000 lm	139 lm/W	B-70 / Z-70	51.8 kg
218235/6/... ²	GULLWING-7 LED 2x72	7 m	72 W x 2	79 W x 2	1000 mA	5000 K	12100 lm	11000 lm	139 lm/W	B-70 / Z-70	51.8 kg

1) tolerance +/- 5% due to LEDs accuracy

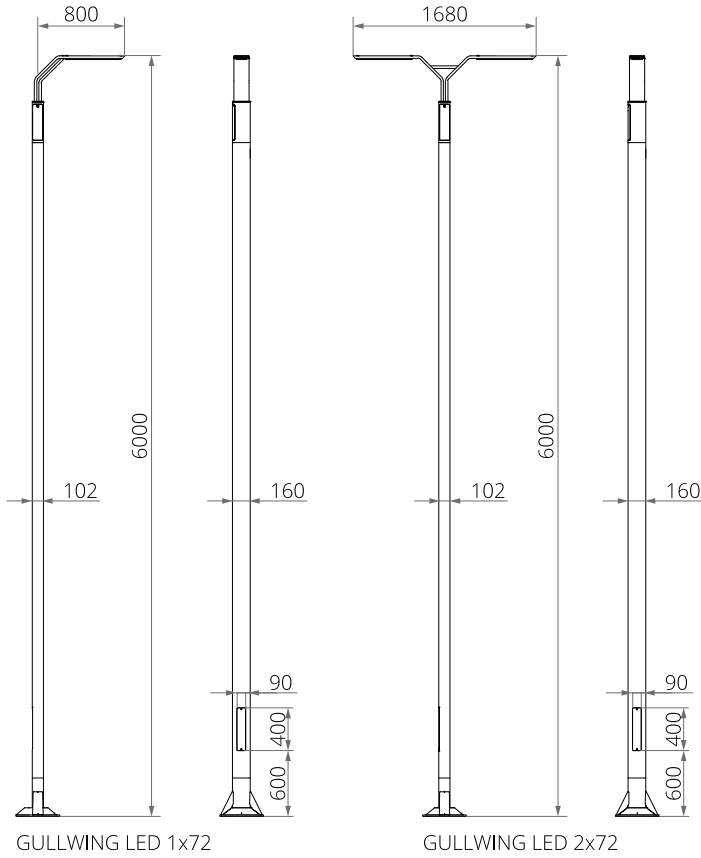
2) symbol of chosen optical system eg. 218335/6/T2 is GULLWING-7 LED 1x72 5000K with T2 optical system

DIRECTIVES: 2014/35/UE (Official Journal of the UE L 96/357 29.03.2014), 2014/30/UE (Official Journal of the UE L 96/79 29.03.2014), 2011/65/UE RoHS (Official Journal of the UE L 174/88 01.07.2011), 2009/125/EC(Official Journal of the UE L 285/10 31.10.2009)

STANDARDS: PN-EN IEC 60598-1: 2021-7, PN-EN 60598-2-3: 2006, PN-EN 60529: 2003, PN-EN 62262: 2003, PN-EN 62471:2010, PN-EN 55015: 2019, PN-EN 61547: 2009, PN-EN 61000-3-2: 2019 , PN-EN 61000-3-3: 2014

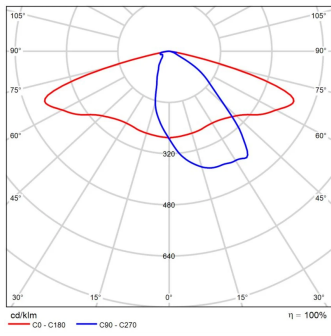
Lighting parameters presented based on laboratory tests according to IESNA LM-79-19

TECHNICAL DRAWING

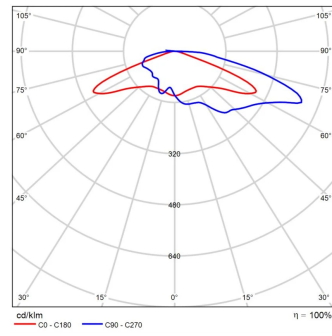


PHOTOMETRIC CURVES

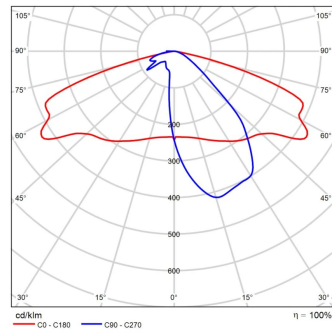
DW



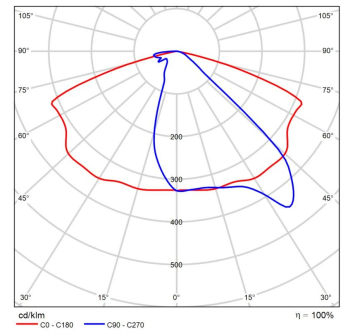
T4



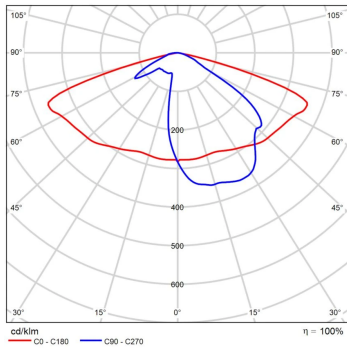
T2



ME



T3



POWER SYSTEM FUNCTIONS

Luminaire in standard has following functions of intelligent power supply:

- Connection to outside control system by DALI interface (operation of analog signal 1-10V as an option),
- Possibility of programming multistage dimming of luminaire, up to 5 intervals in the range of from 10 to 100% of nominal power,
- LED module equipped with thermal protection implemented via an NTC thermistor,
- Regulation of power / luminous flux – the option of setting another value than the catalogue in the range of 30-100% of nominal one,

ACCEPTABLE QUANTITY OF LUMINAIRES ON ONE CIRCUIT

Overcurrent switches MCB type B or C

Lighting set	Type	2A	4A	6A	10A	16A	20A	25A
GULLWING LED 72W	B	1	2	4	6	11	13	17
	C	1	4	6	11	18	22	28
GULLWING LED 2 x 72W	B	1	2	3	5	8	10	12
	C	1	3	5	8	13	16	20

Fuse – type gG and GL

Lighting set	2A	4A	6A	10A	16A	20A	25A
GULLWING LED 72W	0	4	8	11	21	29	42
GULLWING LED 2 x 72W	0	3	6	8	17	23	29

DOPUSZCZALNA WYSOKOŚĆ

GULLWING II LED		Acceptable height of the LED lighting set			
Field category	I zone Vref. = 22 m/s	I & III zone, up to 450m a.s.l. Vref. = 24 m/s	II zone Vref. = 26 m/s	III zone up to 755m a.s.l. Vref. = 28 m/s	
I	8	8	7,5	7	
II	8	8	8	7,5	
III	8	8	8	8	
IV	8	8	8	8	

GULLWING II LED		Acceptable height of the LED lighting set			
Field category	I zone Vref. = 22 m/s	I & III zone, up to 450m a.s.l. Vref. = 24 m/s	II zone Vref. = 26 m/s	III zone up to 755m a.s.l. Vref. = 28 m/s	
I	8	7,5	7	6,5	
II	8	8	7,5	7	
III	8	8	8	7,5	
IV	8	8	8	8	