



TECHNICAL DATA

Application	residential roads (internal), parks, pedestrians
Colour	graphite / inox
Ingress protection	IP 66 for the optical part and IP 54 for the driver
Optical system	PMMA optics, interchangeable LED module
Material	anodised aluminium alloy, diffuser – tempered glass
Unit volume	1 m ³
Expected useful lifetime	L90B10 - 100 000 h
CRI	>70
Inrush current	18 A / 280 μs (DROP I LED 36) 43 A / 260 μs (DROP I LED 48)
Input voltage frequency	50/60Hz
Power factor	≥0.95
Number of LED	16
Control system	LED lighting set has the possibility to connect to an external control system via DALI interface (optionally via analog signal 1-10V).
Concrete footing / reinforcement basket	B-50 (311150) / Z-50 (311205)

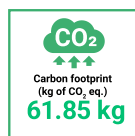


TABLE OF VARIANTS

Code	Symbol	Height of the column [H]	LED power	Luminaire power consumption	LED forward current	Colour temperature (CCT)	LEDs luminous flux ¹	Luminaire luminous flux ¹	Luminous efficacy ¹	Net weight
215032/1/... ²	DROP I LED 36	5.2 m	36 W	39 W	375 mA	2700 K	6200 lm	5150 lm	132 lm/W	25.9 kg
215032/3/... ²	DROP I LED 36	5.2 m	36 W	39 W	375 mA	3500 K	6500 lm	5400 lm	138 lm/W	25.9 kg
215032/4/... ²	DROP I LED 36	5.2 m	36 W	39 W	375 mA	4000 K	6650 lm	5500 lm	141 lm/W	25.9 kg
215032/6/... ²	DROP I LED 36	5.2 m	36 W	39 W	375 mA	5000 K	6550 lm	5450 lm	140 lm/W	25.9 kg
215033/1/... ²	DROP I LED 48	5.2 m	48 W	54 W	500 mA	2700 K	7950 lm	6600 lm	122 lm/W	26.2 kg
215033/3/... ²	DROP I LED 48	5.2 m	48 W	54 W	500 mA	3500 K	8300 lm	6900 lm	128 lm/W	26.2 kg
215033/4/... ²	DROP I LED 48	5.2 m	48 W	54 W	500 mA	4000 K	8550 lm	7100 lm	131 lm/W	26.2 kg
215033/6/... ²	DROP I LED 48	5.2 m	48 W	54 W	500 mA	5000 K	8450 lm	7000 lm	130 lm/W	26.2 kg

1) tolerance +/- 5% due to LEDs accuracy

2) symbol of chosen optical system eg. 215033/6/A is DROP I LED 48 5000K with asymmetric optical system

DIRECTIVES AND STANDARDS

DIRECTIVES: 2014/35/UE (Official Journal of the UE L 96/357 29.03.2014), 2014/30/UE (Official Journal of the UE L 96/79 29.03.2014), 2011/65/UE RoHS (Official Journal of the UE L 174/88 01.07.2011), 2009/125/EC (Official Journal of the UE L 285/10 31.10.2009)

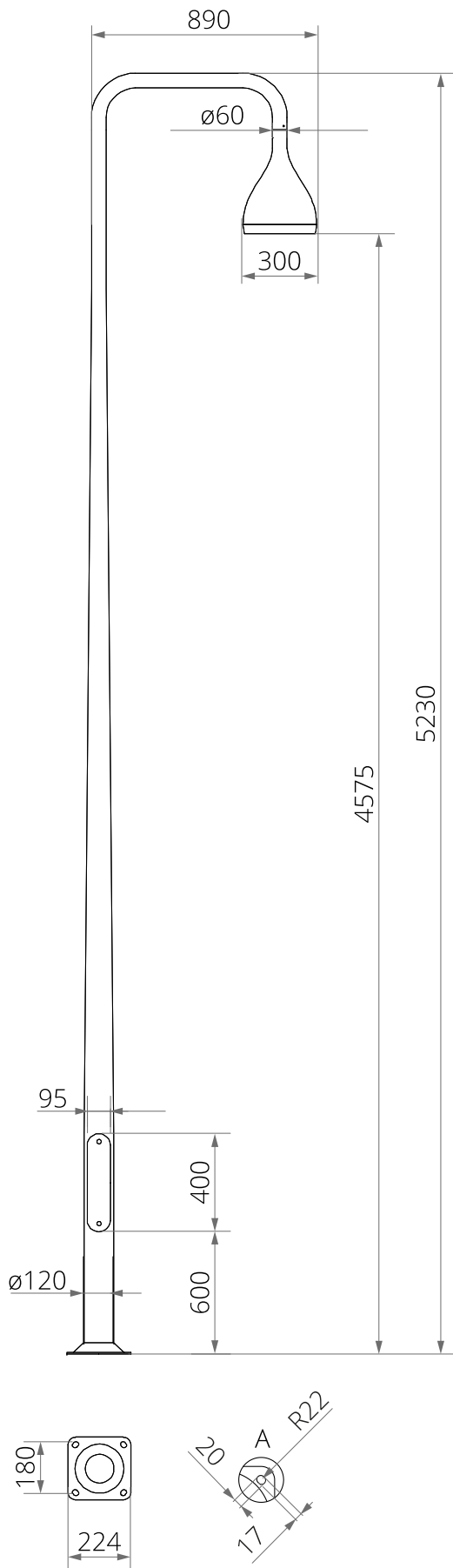
STANDARDS: PN-EN IEC 60598-1: 2021-7, PN-EN 60598-2-3: 2006, PN-EN 60529: 2003, PN-EN 62262: 2003, PN-EN 62471: 2010, PN-EN 55015: 2019, PN-EN 61547: 2009, PN-EN 61000-3-2: 2019, PN-EN 61000-3-3: 2014

Lighting parameters presented based on laboratory tests according to IESNA LM-79-19

DROP I LED

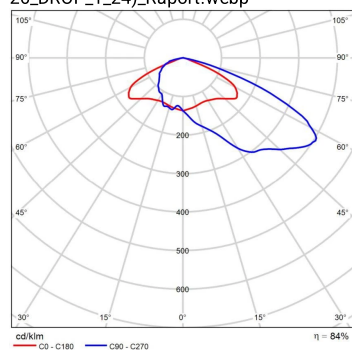


TECHNICAL DRAWING

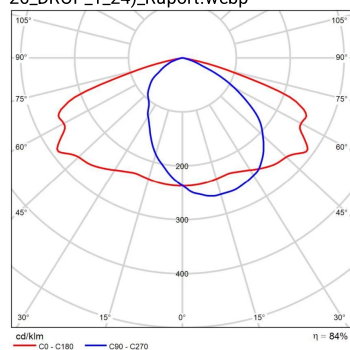


PHOTOMETRIC CURVES

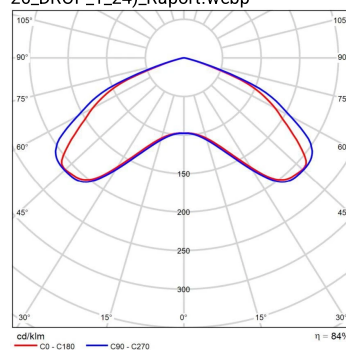
ROSA - Drop LED 24W 2700K T4 (1x 26_DROP_1_24)_Raport.webp



ROSA - Drop LED 24W 2700K DW (1x 26_DROP_1_24)_Raport.webp



ROSA - Drop LED 24W 2700K VS (1x 26_DROP_1_24)_Raport.webp



POWER SYSTEM FUNCTIONS

Luminaire in standard has following functions of intelligent power supply:

- Connection to outside control system by DALI interface (operation of analog signal 1-10V as an option),
- Possibility of programming multistage dimming of luminaire, up to 5 intervals in the range of from 10 to 100% of nominal power,
- LED module equipped with thermal protection implemented via an NTC thermistor,
- Regulation of power / luminous flux – the option of setting another value than the catalogue in the range of 30-100% of nominal one,

ACCEPTABLE QUANTITY OF LUMINAIRES ON ONE CIRCUIT

Overcurrent switches MCB type B or C

Lighting sets	Typ	2A	4A	6A	10A	16A	20A	25A
DROP I LED 36W	B	3	6	10	16	26	32	40
	C	3	10	16	27	44	54	67
DROP I LED 48W	B	1	2	4	6	10	12	15
	C	1	4	6	10	17	20	26

Fuse – type gG and GL

Lighting sets	2A	4A	6A	10A	16A	20A	25A
DROP I LED 36W	1	10	19	25	50	68	97
DROP I LED 48W	0	4	8	11	22	31	44

ACCEPTABLE HEIGHT

DROP I LED	Acceptable height of the LED lighting set			
Field category	I zone Vref. = 22 m/s	I & III zone, up to 450m a.s.l. Vref. = 24 m/s	II zone Vref. = 26 m/s	III zone up to 755m a.s.l. Vref. = 28 m/s
I	5,2	5,2	5,2	5,2
II	5,2	5,2	5,2	5,2
III	5,2	5,2	5,2	5,2
IV	5,2	5,2	5,2	5,2