



TECHNICAL DATA

Assembly	on extension arms with \varnothing 60 x 90 mm ending
Application	urban roads, residential roads (internal), parks, pedestrians, bicycle routes
Ingress protection	IP 66 for the optical part and the driver
Material	anodised aluminium alloy
Unit volume	0,001 m ³
Operating temperature range	from -40°C to +55°C
Expected useful lifetime	L90B10 - 100 000 h
CRI	>70
Inrush current	21 A / 225 μ s
Input voltage frequency	50/60Hz
Power factor	\geq 0.95
Number of LED	12
Control system	Luminaire has the possibility to connect to an external control system via DALI interface (optionally via analog signal 1- 10V).




TABLE OF VARIANTS

Code	Symbol	LED power	Luminaire power consumption	LED forward current	Colour temperature (CCT)	LEDs luminous flux ¹	Luminaire luminous flux ¹	Luminous efficacy ¹	Net weight
2132127/1/... ²	ISKRA LED 12 PROG	12 W	14 W	350 mA	2700 K	2250 lm	2050 lm	146 lm/W	2 kg
2132127/3/... ²	ISKRA LED 12 PROG	12 W	14 W	350 mA	3500 K	2400 lm	2200 lm	157 lm/W	2 kg
2132127/4/... ²	ISKRA LED 12 PROG	12 W	14 W	350 mA	4000 K	2550 lm	2350 lm	168 lm/W	2 kg
2132127/6/... ²	ISKRA LED 12 PROG	12 W	14 W	350 mA	5000 K	2550 lm	2350 lm	168 lm/W	2 kg
2132130/1/... ²	ISKRA LED 24 PROG	24 W	28 W	700 mA	2700 K	4150 lm	3800 lm	136 lm/W	2 kg
2132130/3/... ²	ISKRA LED 24 PROG	24 W	28 W	700 mA	3500 K	4400 lm	4050 lm	145 lm/W	2 kg
2132130/4/... ²	ISKRA LED 24 PROG	24 W	28 W	700 mA	4000 K	4650 lm	4250 lm	152 lm/W	2 kg
2132130/6/... ²	ISKRA LED 24 PROG	24 W	28 W	700 mA	5000 K	4650 lm	4250 lm	152 lm/W	2 kg
2132132/1/... ²	ISKRA LED 36 PROG	36 W	40 W	1000 mA	2700 K	5550 lm	5100 lm	128 lm/W	2 kg
2132132/3/... ²	ISKRA LED 36 PROG	36 W	40 W	1000 mA	3500 K	5900 lm	5400 lm	135 lm/W	2 kg
2132132/4/... ²	ISKRA LED 36 PROG	36 W	40 W	1000 mA	4000 K	6250 lm	5700 lm	143 lm/W	2 kg
2132132/6/... ²	ISKRA LED 36 PROG	36 W	40 W	1000 mA	5000 K	6250 lm	5700 lm	143 lm/W	2 kg

1) tolerance +/- 5% due to LEDs accuracy

2) symbol of chosen optical system eg. 2132130/6/T2 is ISKRA LED 24 PROG 5000 K with T2 optical system

3) ENEC certificate valid only if T2_E, T3_E and ME_E optics are used. For luminaires with these optics impact protection class is IK08

4) 3L optics available for 12 W luminaire power only

DIRECTIVES AND STANDARDS

DIRECTIVES: 2014/35/UE (Official Journal of the UE L 96/357 29.03.2014), 2014/30/UE (Official Journal of the UE L 96/79 29.03.2014), 2011/65/UE RoHS (Official Journal of the UE L 174/88 01.07.2011), 2009/125/EC(Official Journal of the UE L 285/10 31.10.2009)

STANDARDS: PN-EN IEC 60598-1: 2021-7, PN-EN 60598-2-3: 2006, PN-EN 60529: 2003, PN-EN 62262: 2003, PN-EN 62471:2010, PN-EN 55015: 2019, PN-EN 61547: 2009, PN-EN 61000-3-2: 2019 , PN-EN 61000-3-3: 2014

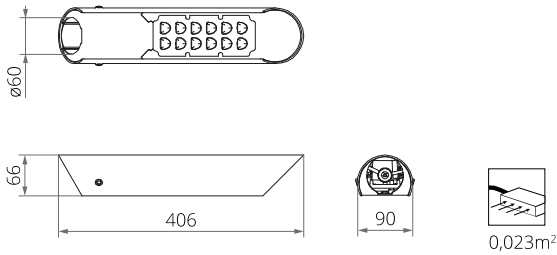
Lighting parameters presented based on laboratory tests according to IESNA LM-79-19

REMOVING ELECTROSTATIC CHARGE FROM LED LUMINAIRE BODY

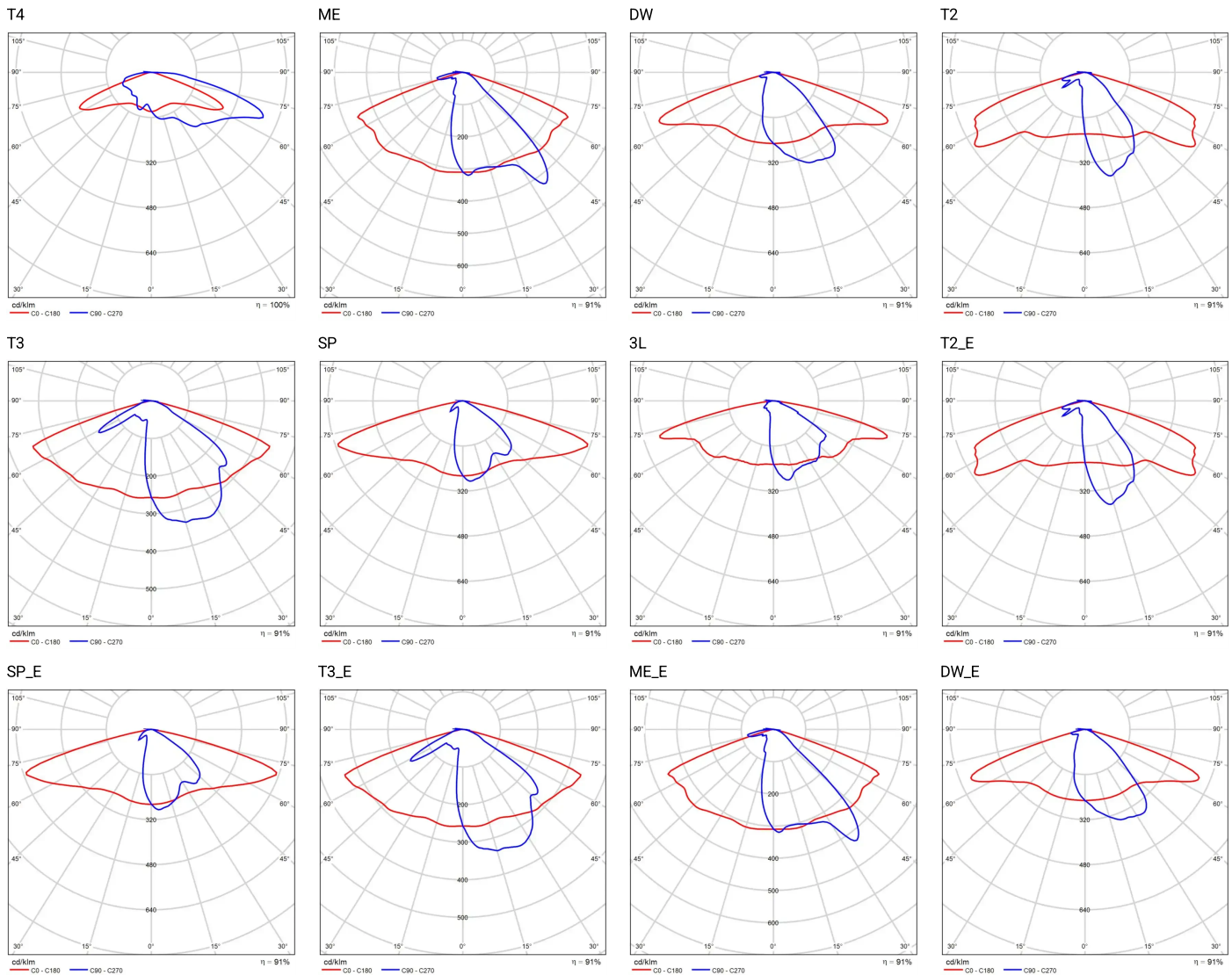
In order to efficient discharge the electrostatic charge from the housing of LED fitting installed on the pole from dielectric material (non-conductive) one of the following solutions is required:

- functional grounding
- LED luminaire with an additional protection device

TECHNICAL DRAWING



PHOTOMETRIC CURVES



POWER SYSTEM FUNCTIONS

Luminaire in standard has following functions of intelligent power supply:

- Connection to outside control system by DALI interface (operation of analog signal 1-10V as an option),
- Possibility of programming multistage dimming of luminaire, up to 5 intervals in the range of from 10 to 100% of nominal power,
- LED module equipped with thermal protection implemented via an NTC thermistor,
- Regulation of power / luminous flux – the option of setting another value than the catalogue in the range of 30-100% of nominal one,

ACCETABLE QUANTITY OF LUMINAIRES ON ONE CIRCUIT

Overcurrent switches MCB type B or C

Luminaire	Typ	2 A	4 A	6 A	10 A	16 A	20 A	25 A
ISKRA LED PROG	B	3	6	10	16	26	32	40
	C	3	10	16	27	44	54	67

Fuse – type gG and GL

Luminaire	2 A	4 A	6 A	10 A	16 A	20 A	25 A
ISKRA LED PROG	1	10	19	25	50	69	97