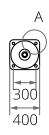
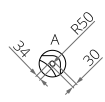
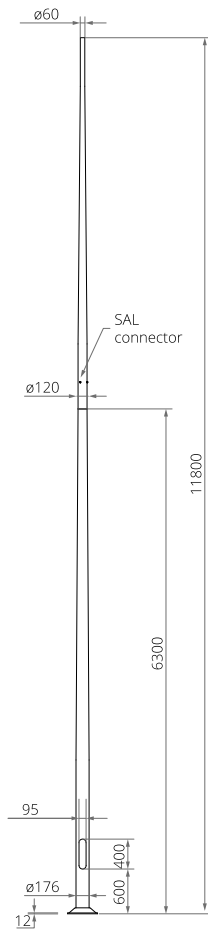


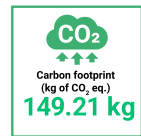
# Aluminium column SAL-11,8

176 mm at the base plate



## TECHNICAL DATA

<b>Anodising</b>	10 colours
<b>Luminaire mounting</b>	directly on the column, luminaires with mounting $\varnothing 60$ mm with weight and surface parameters not exceeding the data from the strength table included in the technical data sheet
<b>Extension arm type</b>	according to resistance calculations
<b>Packing</b>	sleeve material
<b>Performance under vehicle impact (passive safety)</b>	50-NE-C-S-SE-MD-0, 70-NE-C-S-SE-MD-0, 100-NE-C-S-SE-MD-0
<b>Diameter at the base plate</b>	176 mm
<b>Finish</b>	brushed anodised aluminium - anode coating thickness is 20 $\mu$ m as standard (coating thickness of 25 $\mu$ m is also possible), option of elastomer protection up to a height of 350 mm, in a colour similar to the anode colour (other heights or colours of elastomer available according to the RAL palette at the customer's request) - the thickness of the protective coating ranges from 0.8 mm to 1.2 mm
<b>Ingress protection</b>	IP 54 for the wiring chamber without reinforcement
<b>Diameter of the column ending</b>	$\varnothing 60$ mm



## TABLE OF VARIANTS

Code	Symbol	Height of the column [H]	Unit volume	Concrete footing / reinforcement basket type	Concrete footing / reinforcement basket code	Fasteners	Net weight
42461/C...	SAL-11,8	11.8 m	0.55 m <sup>3</sup>	B-70 / Z-70	311170 / 311207	4012	61 kg

## STRENGTH TABLE

SAL-11,8 code 42461		Acceptable windage of single luminaire [m <sup>2</sup> ] for Cx=1				
		Vref. = 22 m/s	Vref. = 24 m/s	Vref. = 26 m/s	Vref. = 28 m/s	
code of extension arm	type of extension arm	permissible weight of a single luminaire [kg]	zone I, terrain category II	zone I & III, terrain category II up to 450m a.s.l	zone II, terrain category II	zone III, terrain category II up to 755m a.s.l.
-	-	30	0,16	0,10	0,04	x
472041	WR-4/1/0,6/15	15	0,11	0,04	x	x
47204105	WR-4/1/0,5/5	15	0,12	0,05	x	x
47204110	WR-4/1/1,0/5	15	0,07	x	x	x
4720419	WR-4/1/0,6/15 ZP	15	0,11	0,04	x	x
472041059	WR-4/1/0,5/5 ZP	15	0,12	0,05	x	x
472041109	WR-4/1/1,0/5 ZP	15	0,07	x	x	x
472831	WR-8B/1/0,35/0	15	0,10	0,04	x	x
472841	WR-8B/1/0,35/5	15	0,10	0,04	x	x
472851	WR-8B/1/0,35/10	15	0,10	0,04	x	x
473010	WN-1	15	0,14	0,08	x	x

# Aluminium column SAL-11,8

176 mm at the base plate



## ANODISING COLOURS

