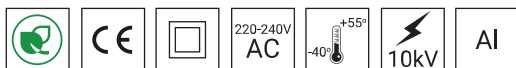




TECHNICAL DATA

Application	pedestrian crossings
Assembly	on extension arms with \varnothing 60 x 90 mm ending
Colour	inox / black
Ingress protection	IP 66 for the optical part and the driver
Optical system	PMMA optics
Material	anodised aluminium alloy
Operating temperature range	from -40°C to +55°C (for 36 W), from -40°C to +40°C (for 45 W)
Expected useful lifetime	L90B10 - 100 000 h
CRI	>70
Input voltage frequency	50/60Hz
Power factor	\geq 0.95
Number of LED	12
Control system	Luminaire has the possibility to connect to an external control system via analog signal 1- 10V.



Code	Symbol	LED power	Luminaire power consumption	LED forward current	Colour temperature (CCT)	LEDs luminous flux ¹	Luminaire luminous flux ¹	Luminous efficacy ¹	Unit volume	Inrush current	Net weight
2132032/6 /... ²	ISKRA LED 36 P	36 W	39.5 W	960 mA	5000 K	6050 lm	5550 lm	141 lm/W	0.005 m ³	50A / 210 μ s	2.1 kg

1) tolerance +/- 7% due to LEDs accuracy

DIRECTIVES AND STANDARDS

DIRECTIVES: 2014/35/UE (Official Journal of the UE L 96/357 29.03.2014), 2014/30/UE (Official Journal of the UE L 96/79 29.03.2014), 2011/65/UE RoHS (Official Journal of the UE L 174/88 01.07.2011), 2009/125/EC (Official Journal of the UE L 285/10 31.10.2009)

STANDARDS: PN-EN IEC 60598-1: 2021-7, PN-EN 60598-2-3: 2006, PN-EN 60529: 2003, PN-EN 62262: 2003, PN-EN 62471:2010, PN-EN 55015: 2019, PN-EN 61547: 2009, PN-EN 61000-3-2: 2019, PN-EN 61000-3-3: 2014

Lighting parameters presented based on laboratory tests according to IESNA LM-79-19

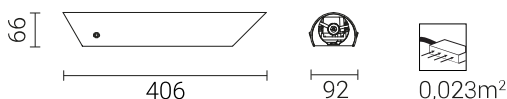
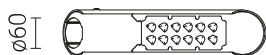
REMOVING ELECTROSTATIC CHARGE FROM LED LUMINAIRE BODY

In order to efficient discharge the electrostatic charge from the housing of LED fitting installed on the pole from dielectric material (non-conductive) one of the following solutions is required:

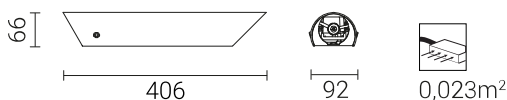
- functional grounding
- LED luminaire with an additional protection device

TECHNICAL DRAWING

crosswalks for roads with right-hand traffic

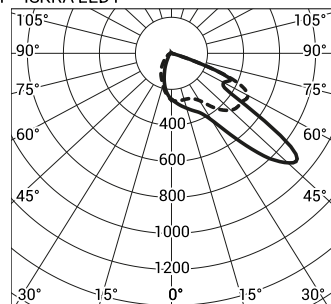


crosswalks for roads with left-hand traffic



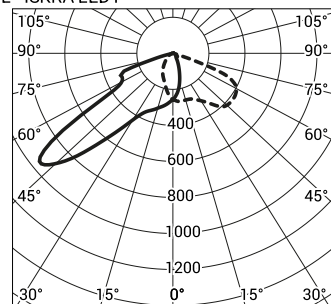
PHOTOMETRIC CURVES

P - ISKRA LED P



cd/klm
— C0 - C180 --- C90 - C270

L - ISKRA LED P



cd/klm
— C0 - C180 --- C90 - C270

POWER SYSTEM FUNCTIONS

The luminaire can optionally be connected to an external control system via the 1-10V interface.

The standard functions of the intelligent power supply system are provided by the ISKRA LED PROG, ISKRA LED ALFA PROG, ISKRA LED P PROG and ISKRA LED P ALFA PROG